


Focus on Performance

Whether you choose the new Broadway insert or the Premiere, the range of colours and finishes gives the entrance a great aesthetic appeal combined with renowned performance and durability. The unique design of the Mat-Lock is ideally suited for prestigious hard working entrances.

Innovative aluminium sections are interlocked by a rigid pvc connecting strip preventing lateral and vertical movement but providing the opportunity to easily replace panels for access. The snap & lock technology enables a rapid and hassle free professional installation to be achieved.



Mat-Lock™ Focus on Performance


Focus on Detail

- Three standard aluminium sections precisely designed to fit into any existing size matwell
- Aluminium sections incorporate a high-density pvc foam underlay that absorbs noise and allows for minor floor undulations
- Product fully compatible with the DDA regulations
- Availability of a wide range of flooring accessories designed to provide the ideal finishing touches
- Available with logo carpet inserts
- Mat-lock utilises a minimum 20% recycled product and provides a complete end of life recyclable product
- Automated factory cutting & shaping ideally suited for revolving doors and inspired designs
- Overall height 15mm
- The aluminium profiles can be anodised with a variety of colours to complement the inserts.


Premiere




Oak




Anthracite



Sea Green




Slate Grey



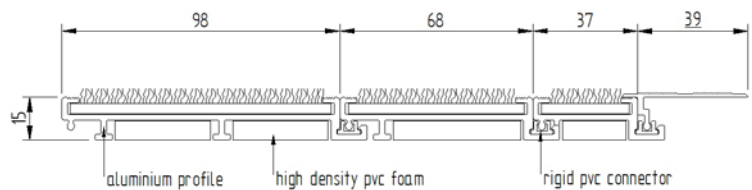
Harvest




Monaco Blue




Venetian Red



Broadway



Steel Grey



Hertford Blue



Rustic Red



Ochre



Charcoal



Pitch Black